



Yard Trimmings and Food Scraps Composting

Recycling and Waste in Metro Vancouver

Paul Henderson, P.Eng.

General Manager, Metro Vancouver Solid Waste Services

Surrey Board of Trade Environment Team Meeting, September 14, 2023
60350802

metrovancouver

TOGETHER
WE MAKE OUR REGION
STRONG

metrovancouver

23 Member Jurisdictions

2.8 Million Residents

53% of BC population



METRO VANCOUVER SERVICES

Metro Vancouver plans for and delivers regional public and utility services.

It is a regional federation of 21 municipalities, Tsawwassen First Nation, and Electoral Area A.



Water



Liquid Waste



Solid Waste



Regional
Planning



Air Quality



Regional
Parks



Housing



Invest
Vancouver

GUIDING POLICY & TARGETS

2011 Solid Waste Management Plan




Goal: 10% Reduction Waste Generation (Achieved 11%)

Generation = Recycled + Disposed



Goal: 80% Recycling Rate (Achieved 65%)

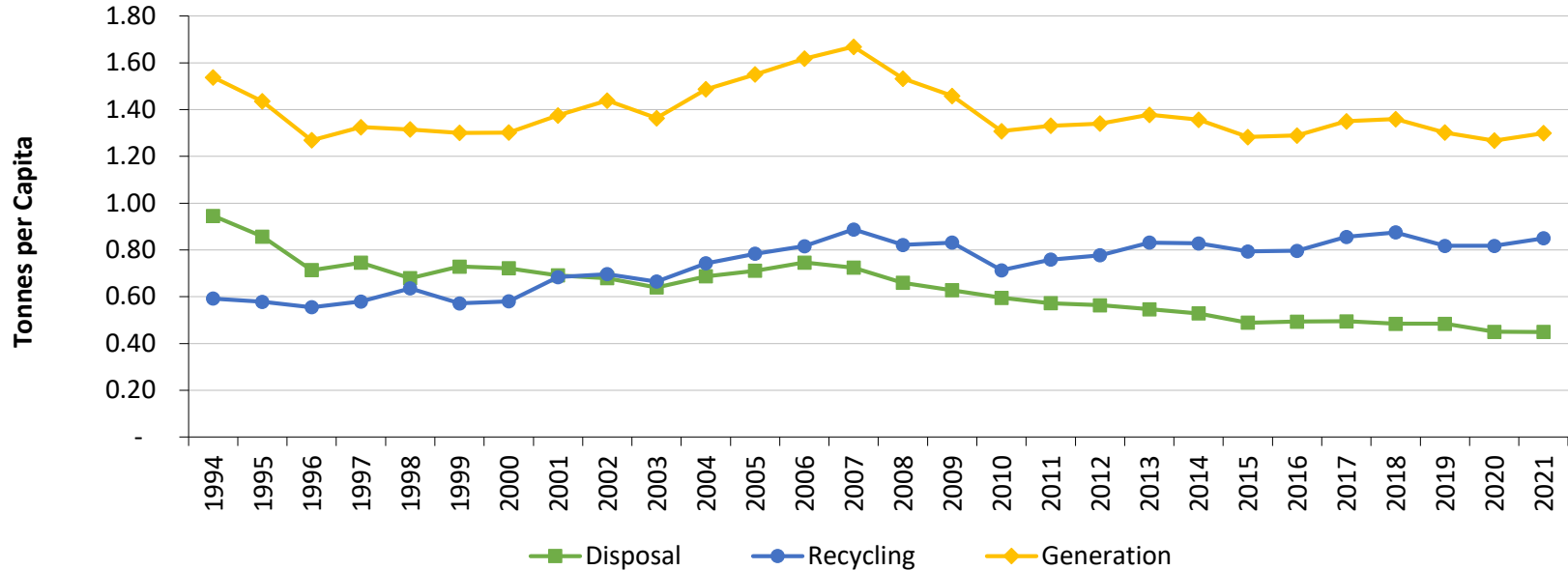
Recycling Rate = Recycled / Generated



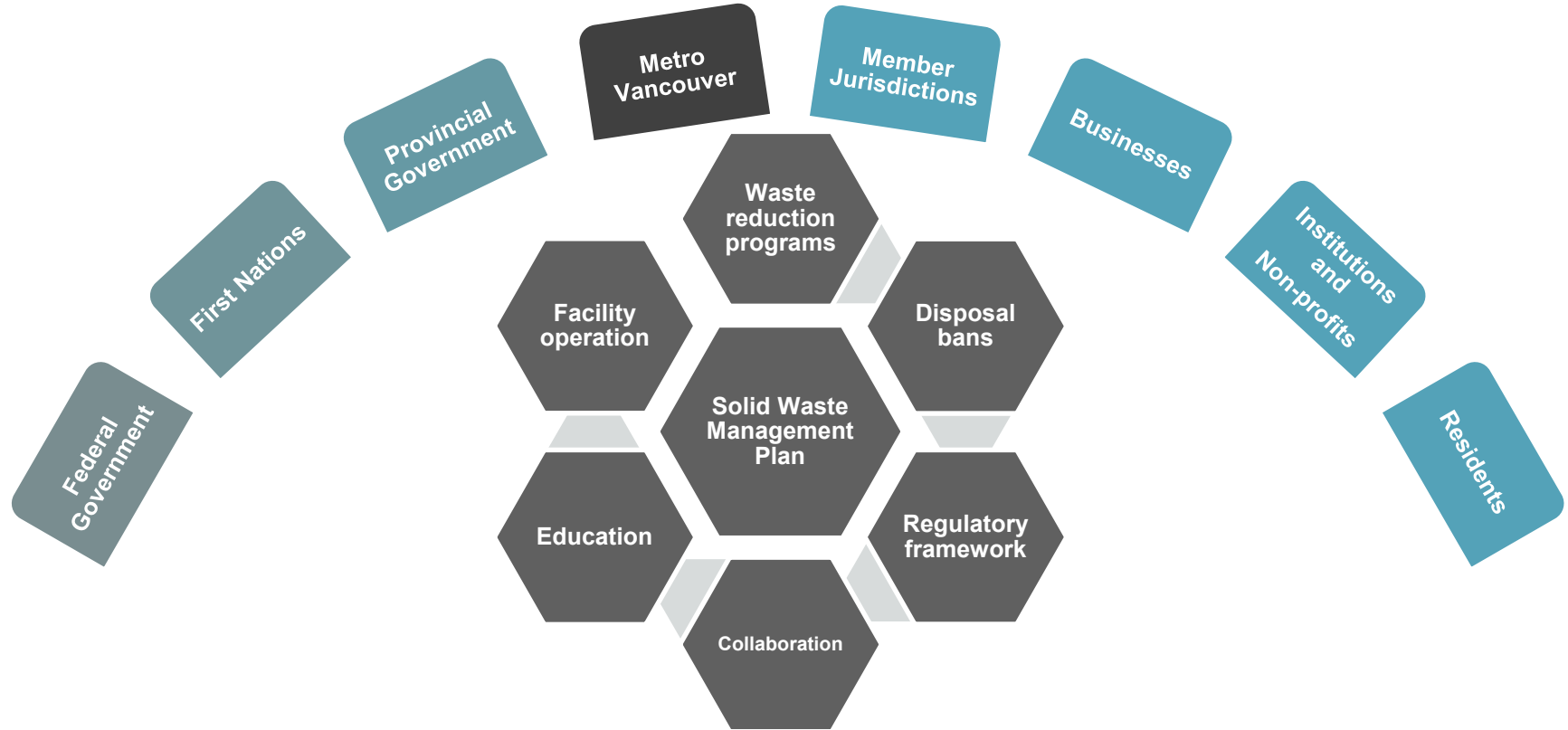
GENERATION & RECYCLING OVER TIME

From all sectors

TOTAL WASTE GENERATION, DISPOSAL AND RECYCLING RATES PER CAPITA



INTEGRATED SOLID WASTE SYSTEM




PRIVATE SECTOR COLLABORATION

- Private Sector Involved In:
 - Education
 - Re-use and Repair
 - Garbage, Recycling and Organics Collection
 - Recycling and composting facilities
 - Construction and operation of Metro Vancouver facilities

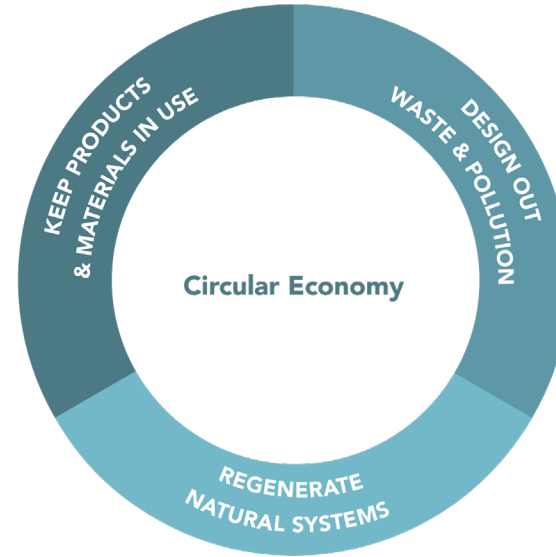


ZERO WASTE & CIRCULAR ECONOMY

THE WASTE HIERARCHY



THE 3 PRINCIPLES OF THE CIRCULAR ECONOMY



Bringing together organizations to advance waste prevention and the circular economy in Canada

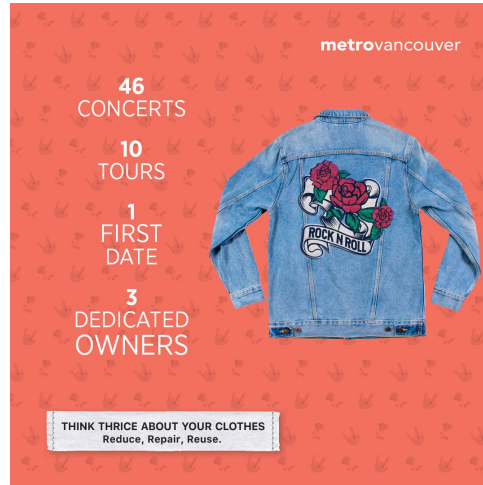
NATIONAL ZERO WASTE COUNCIL

180 + members representing:

- Provincial & local governments (& their agencies)
- Multinational businesses to small Canadian enterprises
- Industry and trade associations
- NGOs & community organizations

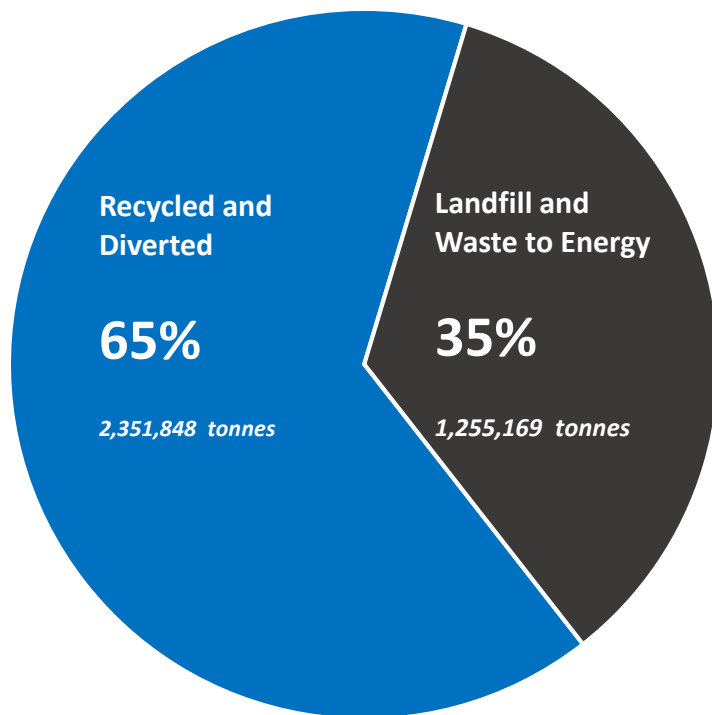
WASTE REDUCTION CAMPAIGNS

- Reduce single-use items
- Increase food scraps recycling
- Reduce textile waste
- Reduce holiday waste



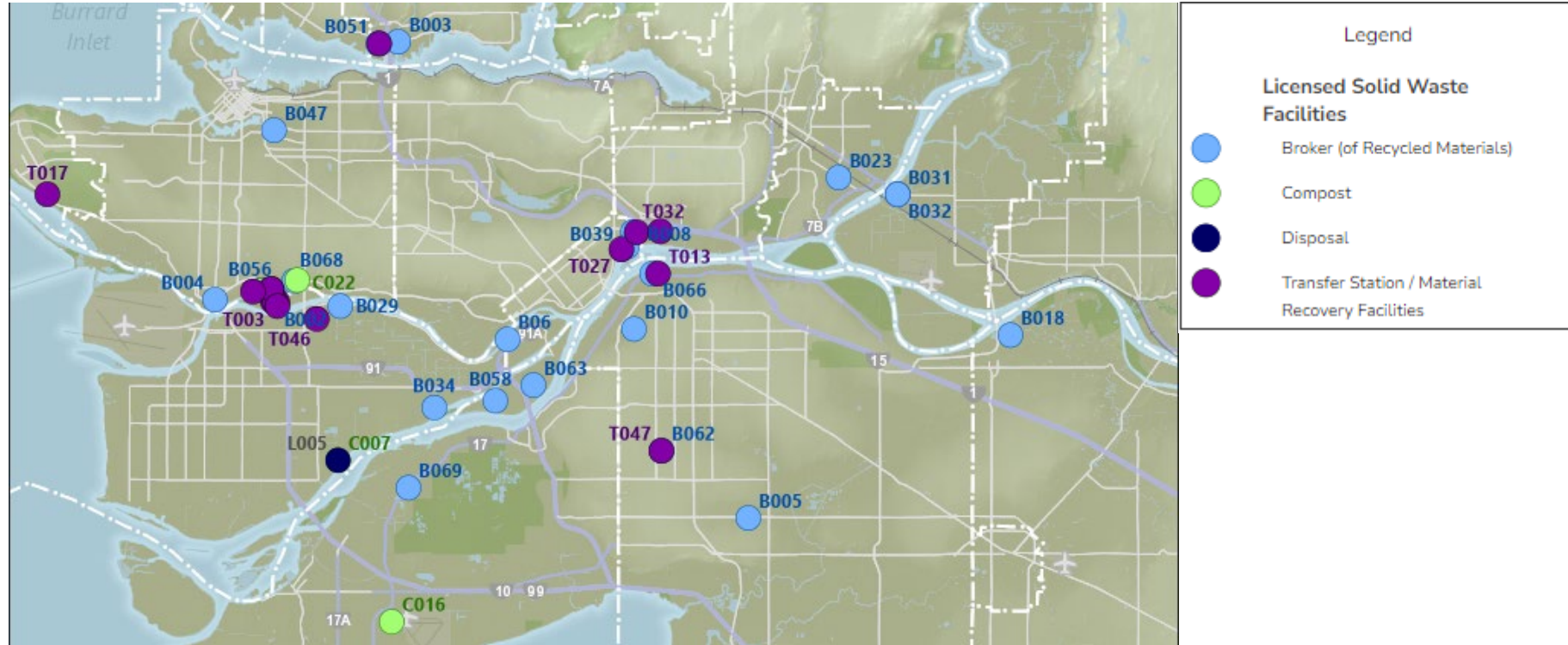
RECYCLING

2021 Data



Materials Type Recycled (tonnes)	2021
Asphalt	295,300
Concrete	866,363
Paper	328,065
Glass	49,786
Gypsum	63,533
Metal	73,369
Plastic	43,849
Wood	161,309
Yard & Food	401,890
All Other Materials	68,384
Total	2,351,848

LICENSED PRIVATE FACILITIES



RECYCLING CHALLENGES AND OPPORTUNITIES

- Hard-to-recycle materials
- Facility siting and insurance
- Hazardous materials
- Contamination
- Producer responsibility



REGIONAL ORGANICS MANAGEMENT

Metro Vancouver:

- Regulates facilities and encourages organics innovation and investment
- Provides organics services at recycling and waste centres:
 - Yard trimmings at all facilities
 - Small amounts of food scraps
 - Municipal organics services upon request
 - Commercial organics services certain facilities



Surrey Biofuel Facility

Regional Solid Waste Facilities



UNITED BOULEVARD AND CENTRAL SURREY RECYCLING AND WASTE CENTRES



United Boulevard Recycling and Waste Centre
995 United Boulevard – Opened March 2022



Central Surrey Recycling and Waste Centre
6711 – 154 Street – Opened September 2022

ENVIRONMENTALLY RESPONSIBLE WASTE DISPOSAL

Waste-to-Energy Facility

~250,000 TPY

Vancouver Landfill

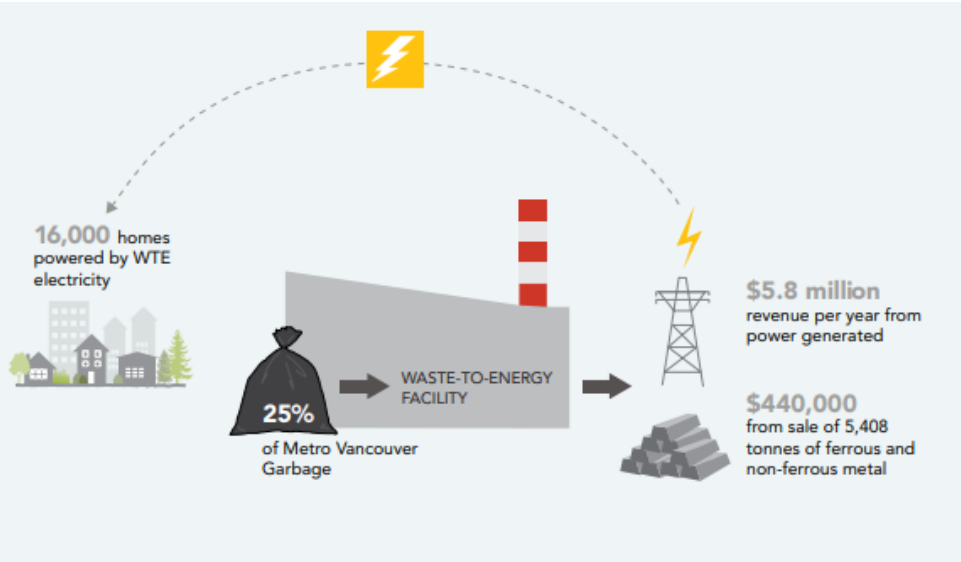
~750,000 TPY

Contingency disposal

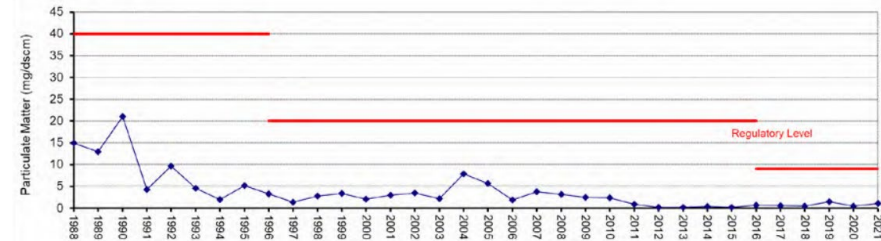
Additional Tonnage



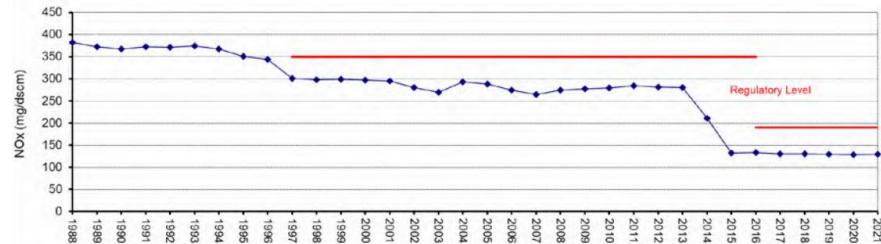
WASTE-TO-ENERGY FACILITY



Particulate Matter



Nitrogen Oxides

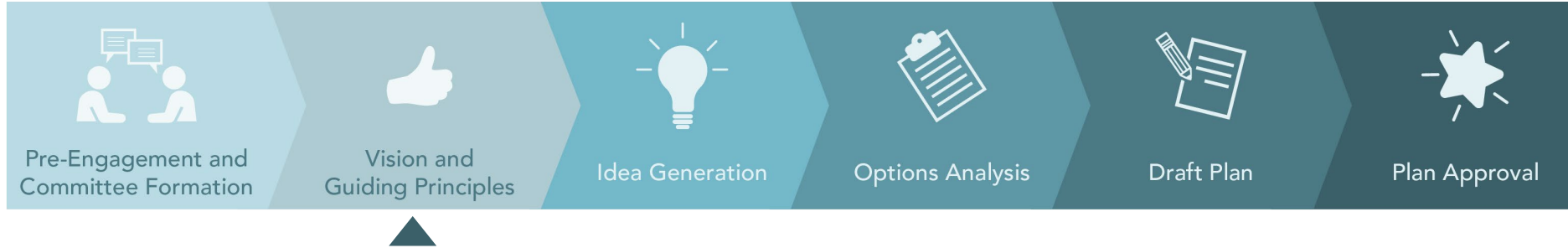


WASTE-TO-ENERGY FACILITY DISTRICT ENERGY PROJECT



- No change in Waste-to-Energy Facility emissions or amount of waste processed
- Triples energy recovery
- Heat and hot water for up to 50,000 homes
- Up to 70,000 tonnes per year of GHG emission reductions
- Self-funded over life of project

SOLID WASTE MANAGEMENT PLAN UPDATE



Join the Solid Waste Mailing List for opportunities to provide input:

- Text 778-655-9200 with the message JOIN, or
- Go to photo mode on your phone camera and scan:





Questions?

metrovancouver